

100m Butterfly Women Final

Official

13 Years New Zealand Short **1:02.02**
13NZRCourse Record
2022-07-30  Hamilton, New Zealand

Milan Glintmeyer
 Palmerston No..


14 Years New Zealand Short **1:00.88**
14NZRCourse Record
2017-10-06

Brearna Crawford
MAGAK

Open New Zealand Short **57.04**
NZRCourse Record
2021-11-13 Eindhoven, Netherlands

Helena Gasson
 CSCAK

18 Years New Zealand Short **59.12**
18NZRCourse Record
2013-10-02

Caroline Baddock
 NSSAK

Show more
















 Qualified

 Summary



1 C Final



Official

heat Started at: 06:21 PM (- 2 min)

Lane	Competitor	Age	Club	RT	FINA	Rank	Result
0	 Zoe Wilkins...	17	 Evol...	+0.75		5	1:05.47
	25m: 14.35		50m: 31.12 (16.77)				
	75m: 48.15 (17.03)		100m: 1:05.47 (17.32)				
1	 Lucy Price	16	 St P...	+0.64		8	1:05.68
	25m: 14.25		50m: 31.20 (16.95)				
	75m: 48.51 (17.31)		100m: 1:05.68 (17.17)				
2	 Eleanor Sa...	15	 Coas...	+0.64		8	1:06.23
	25m: 13.96		50m: 30.64 (16.68)				
	75m: 48.10 (17.46)		100m: 1:06.23 (18.13)				
3	 Annie Jenc...	20	 Nga ...	+0.76		4	1:05.46
	25m: 13.91		50m: 30.20 (16.29)				
	75m: 47.30 (17.10)		100m: 1:05.46 (18.16)				
4	 Ania Maritz	15	 Nort...	+0.71		1	1:04.01
	25m: 13.60		50m: 29.79 (16.19)				
	75m: 46.72 (16.93)		100m: 1:04.01 (17.29)				
5	 Deotille Vid...	14	Tahiti	+0.73		3	1:04.75
	25m: 14.09		50m: 30.51 (16.42)				
	75m: 47.54 (17.03)		100m: 1:04.75 (17.21)				
6	 Charlotte G...	17	 Tawa...	+0.63		2	1:04.71
	25m: 13.58		50m: 29.89 (16.31)				
	75m: 46.90 (17.01)		100m: 1:04.71 (17.81)				
7	 Maddy Hort...	18	 Jasi ...	+0.54		7	1:05.59

25m: 13.52 50m: 30.20 (16.68)
75m: 47.36 (17.16) 100m: 1:05.59 (18.23)



















8  Xanthe Miller 16  Unite... +0.74 6 1:05.48
25m: 13.89 50m: 30.33 (16.44)
75m: 47.62 (17.29) 100m: 1:05.48 (17.86)

9  Sarah-Kate... 20  Here... +0.74 10 1:06.30
25m: 13.96 50m: 30.79 (16.83)
75m: 48.49 (17.70) 100m: 1:06.30 (17.81)

2 B Final

Official




















heat Started at: 06:24 PM (- 2 min)

Lane	Competitor	Age	Club	RT	FINA	Rank	Result
0	 Sarah Wilson	20	 Vikin...	+0.70		5	1:03.05 25m: 13.20 50m: 29.38 (16.18) 75m: 46.02 (16.64) 100m: 1:03.05 (17.03)
1	 Poppy Hen...	18	 Nept...	+0.68		9	1:05.47 25m: 13.61 50m: 30.34 (16.73) 75m: 48.00 (17.66) 100m: 1:05.47 (17.47)
2	 Lola Nicholls	15	 Napi...	+0.60		8	1:04.69 25m: 13.64 50m: 29.89 (16.25) 75m: 47.26 (17.37) 100m: 1:04.69 (17.43)
3	 Ruby Matth...	24	 Phoe...	+0.64		3	1:01.93 25m: 13.52 50m: 29.25 (15.73) 75m: 45.59 (16.34) 100m: 1:01.93 (16.34)
4	 Isabella Mu...	15	Tasm...	+0.69		4	1:02.68 25m: 12.96 50m: 28.63 (15.67) 75m: 45.19 (16.56) 100m: 1:02.68 (17.49)
5	 Neve Tassi...	17	 Nga ...	+0.72		2	1:01.81 25m: 13.25 50m: 28.75 (15.50) 75m: 45.08 (16.33) 100m: 1:01.81 (16.73)
6	 Laura Littlej...	19	 St P...	+0.69		1	1:01.53 25m: 13.07 50m: 28.94 (15.87) 75m: 45.05 (16.11) 100m: 1:01.53 (16.48)
7	 Lucy Abbott	17	 Swi...	+0.62		6	1:03.14 25m: 13.73 50m: 29.69 (15.96) 75m: 46.34 (16.65) 100m: 1:03.14 (16.80)
8	 Freya Hing...	16	 Unite...	+0.78		10	1:07.33 25m: 14.13 50m: 30.59 (16.46) 75m: 48.17 (17.58) 100m: 1:07.33 (19.16)
9	 Anahera M...	15	Stratf...	+0.73		7	1:04.44 25m: 13.75 50m: 30.24 (16.49) 75m: 47.33 (17.09) 100m: 1:04.44 (17.11)

3 **A Final**

Official

heat Started at: 06:27 PM (- 2 min)

Lane	Competitor	Age	Club	RT	FINA	Rank	Result
0	 Zoe Peders...	16	 Coas...	+0.75		4	1:01.70 25m: 12.89 75m: 45.04 (16.63) 50m: 28.41 (15.52) 100m: 1:01.70 (16.66)
1	 Grace Baik	18	 Unite...	+0.64		7	1:02.13 25m: 13.44 75m: 45.55 (16.50) 50m: 29.05 (15.61) 100m: 1:02.13 (16.58)
2	 Samantha ...	17	 Tasm...	+0.69		6	1:01.82 25m: 13.39 75m: 45.27 (16.33) 50m: 28.94 (15.55) 100m: 1:01.82 (16.55)
3	 Paige Sche...	25	Puke...	+0.62		3	1:00.86 25m: 12.84 75m: 43.92 (16.13) 50m: 27.79 (14.95) 100m: 1:00.86 (16.94)
4	 Helena Ga...	28	 Coas...	+0.64		1	57.93 25m: 12.30 75m: 42.12 (15.29) 50m: 26.83 (14.53) 100m: 57.93 (15.81)
5	 Esme Pater...	21	 Nept...	+0.71		2	59.50 25m: 12.91 75m: 43.23 (15.35) 50m: 27.88 (14.97) 100m: 59.50 (16.27)
6	 Isla Marsh	19	 TBS...	+0.68		10	1:05.71 25m: 13.89 75m: 47.90 (17.52) 50m: 30.38 (16.49) 100m: 1:05.71 (17.81)
7	 Brooke Swan	16	 Tasm...	+0.48		8	1:03.08 25m: 13.48 75m: 46.29 (16.56) 50m: 29.73 (16.25) 100m: 1:03.08 (16.79)
8	 Eva Allan	17	 Unite...	+0.71		5	1:01.80 25m: 12.86 75m: 44.80 (16.36) 50m: 28.44 (15.58) 100m: 1:01.80 (17.00)
9	 Chloe Peters	15	 Hamil...	+0.68		9	1:03.46 25m: 13.18 75m: 46.30 (16.97) 50m: 29.33 (16.15) 100m: 1:03.46 (17.16)